

## International Journal of Advanced Biochemistry Research



ISSN Print: 2617-4693  
ISSN Online: 2617-4707  
NAAS Rating (2025): 5.29  
IJABR 2025; SP-9(9): 596-600  
[www.biochemjournal.com](http://www.biochemjournal.com)  
Received: 15-07-2025  
Accepted: 18-08-2025

**Sapna D Ware**  
M.Sc. Scholar, Department of  
Soil Science, College of  
Agriculture, Latur, Vasant  
Naik Marathwada Krishi  
Vidyapeeth, Parbhani,  
Maharashtra, India

**Puri AN**  
Assistant Professor,  
Department of Soil Science,  
College of Agriculture, Latur,  
Vasant Naik Marathwada  
Krishi Vidyapeeth, Parbhani,  
Maharashtra, India

**Adsul PB**  
Associate Professor,  
Department of Soil Science,  
College of Agriculture, Latur,  
Vasant Naik Marathwada  
Krishi Vidyapeeth, Parbhani,  
Maharashtra, India

**Waghmare MS**  
Assistant Professor,  
Department of Soil Science,  
College of Agriculture,  
Dharashiv, Vasant Naik  
Marathwada Krishi  
Vidyapeeth, Parbhani,  
Maharashtra, India

**Ghorband VK**  
M.Sc. Scholar, Department of  
Soil Science, CoA, Latur,  
Vasant Naik Marathwada  
Krishi Vidyapeeth, Parbhani,  
Maharashtra, India

**Corresponding Author:**  
**Sapna D Ware**  
M.Sc. Scholar, Department of  
Soil Science, College of  
Agriculture, Latur, Vasant  
Naik Marathwada Krishi  
Vidyapeeth, Parbhani,  
Maharashtra, India

## Assessment of foliar application of nano urea on growth and yield attributes of linseed (*Linum usitatissimum* L.)

Sapna D Ware, Puri AN, Adsul PB, Waghmare MS and Ghorband VK

DOI: <https://www.doi.org/10.33545/26174693.2025.v9.i9Sh.5563>

### Abstract

A field experiment was conducted during *Rabi* 2024 at the Experimental Farm of Oilseeds Research Station, Latur to study the influence of foliar application of Nano Urea on growth and yield of linseed (*Linum usitatissimum* L.). The experiment was laid out in a Randomized Block Design comprising eight treatments viz., T<sub>1</sub>-Control, T<sub>2</sub>-100% NPK, T<sub>3</sub>-100% NPK + 1 F.A. of Nano Urea @0.4% at 40 DAS, T<sub>4</sub>-75% RDN + 100% PK + 2 F.A. of Nano Urea @0.4% at 20 and 40 DAS, T<sub>5</sub>-75% RDN + 100% PK + 2 F.A. of Nano Urea @0.5% at 20 and 40 DAS, T<sub>6</sub>-50% RDN + 100% PK + 2 F.A. of Nano Urea @0.4% at 20 and 40 DAS, T<sub>7</sub>-50% RDN + 100% PK + 2 F.A. of Nano Urea @0.5% at 20 and 40 DAS and T<sub>8</sub>-100% PK + 3 F.A. of Nano Urea @0.5% at 15, 30 and 45 DAS, each replicated thrice. The results showed that the key growth attributes such as plant height (13.55 cm, 34.17 cm and 37.23 cm at 25, 50 DAS and at harvest), fresh weight (8.76 g at 25 DAS and 42.28 g at 50 DAS) and Dry weight (2.21 g at 25 DAS and 10.55 g at 50 DAS) plant<sup>-1</sup>, improved with the application of 100% NPK + 1 F.A. of Nano Urea @0.4% at 40 DAS which was found at par with treatment T<sub>4</sub> (75% RDN + 100% PK + two foliar applications of Nano Urea @0.4% at 20 and 40 DAS), T<sub>2</sub> (100% NPK) and T<sub>5</sub> (75% RDN + 100% PK + two foliar applications of Nano Urea @0.5% at 20 and 40 DAS). In terms of productivity, significantly higher number of capsules plant<sup>-1</sup> (34.93), number of seeds capsule<sup>-1</sup> (9.18), seed yield (1090.53 kg ha<sup>-1</sup>) and straw yield (2029.31 kg ha<sup>-1</sup>) were observed with treatment 75% RDN + 100% PK + two foliar applications of Nano Urea @ 0.4% at 20 and 40 DAS. This performance was found statistically at par with T<sub>3</sub> (100% NPK + one foliar application of Nano Urea @0.4% at 40 DAS), T<sub>2</sub> (100% NPK) and T<sub>5</sub> (75% RDN + 100% PK + two foliar applications of Nano Urea @0.5% at 20 and 40 DAS).

**Keywords:** Growth, yield, nano urea, linseed, foliar application

### Introduction

Linseed (*Linum usitatissimum* L.), commonly known as flaxseed or Alsi, is a significant *Rabi* oilseed crop cultivated for both oil and fiber. It thrives in temperate and cool climates and is valued for its nutritional richness, including omega-3 and omega-6 fatty acids, lignans, proteins and dietary fiber. Linseed oil comprises key fatty acids such as palmitic, stearic, oleic, linoleic, and linolenic acids, while the seeds also provide essential vitamins (A, B, D, E). Beyond nutrition, linseed has industrial applications in paints, varnishes, inks and biodegradable composites. India ranks third globally in linseed production, with major cultivation areas in Madhya Pradesh, Maharashtra and Uttar Pradesh.

The LSL-93 variety, developed at the Oilseeds Research Station in Latur, is high-yielding, early maturing and disease-resistant, containing 38-39% oil. Nutrient management is crucial for linseed productivity, with nitrogen (N) promoting vegetative growth and seed yield, phosphorus (P) aiding root and reproductive development, and potassium (K) enhancing stress tolerance. However, conventional fertilizers often suffer from nutrient losses due to leaching and volatilization.

Nanotechnology, especially Nano Urea, offers a sustainable alternative. Nano Urea (liquid), containing 4% N, enhances nitrogen use efficiency through better foliar absorption and controlled nutrient release, reducing the need for conventional urea by up to 50%. This results in economic benefits for farmers and lowers environmental impact. Recent studies in India affirm the potential of Nano Urea in boosting linseed yield and quality when applied at key growth stages, supporting its role in sustainable agriculture.

## Materials and Methods

The experiment was conducted at the research farm of Oilseeds Research Station, Latur, during *Rabi* season of the year 2024-2025, the variety of linseed used was LSL-93 and the topography of experimental field was uniform and levelled. The soil of the research farm was dark grey to brown in colour and clayey in texture (2:1 smectite type). The soil was moderately calcareous, slightly alkaline (pH 7.75), low in available nitrogen ( $136.85 \text{ kg ha}^{-1}$ ), low in phosphorus ( $10.45 \text{ kg ha}^{-1}$ ) and high in potassium ( $414.26 \text{ kg ha}^{-1}$ ). The experiment implemented in randomized block design (RBD) with a plot size of  $3.6 \times 3.6 \text{ m}^2$ , and row-to-row and plant-to-plant distances of 30 cm and 5 cm, respectively. Fertilizers used in this experiment include Urea, SSP by soil application and Nano Urea by foliar application. The seed rate used was 30 kilograms per hectare. Sowing was done by dibbling method. The recommended cultural practices and plant protection measures were taken.

Five plants were randomly selected and tagged from each net plot to record biometric observations at various growth stages. These same plants were later harvested individually for post-harvest analysis. The data collected from various observations were organized into tables and analyzed using analysis of variance (ANOVA).

## Results and discussion

### Plant height (cm)

The maximum plant heights of 13.55 cm, 34.17 cm and 37.23 cm at 25, 50 DAS and at harvest, respectively, were observed with the application of 100% NPK along with one foliar application (F.A.) of Nano Urea @0.4% at 40 DAS ( $T_3$ ). However, these plant height values found at par with treatments,  $T_4$  (75% RDN + 100% PK with two foliar applications of Nano Urea @0.4% at 20 and 40 DAS), which recorded plant heights of 32.09 cm at 50 DAS and 35.15 cm at harvest,  $T_2$  (100% NPK), which recorded 31.9 cm at 50 DAS and 34.34 cm at harvest and  $T_5$  (75% RDN + 100% PK with two foliar applications of Nano Urea @0.5% at 20 and 40 DAS), showing 31.79 cm at 50 DAS and 34.2 cm height at harvest.  $T_1$  (absolute control) recorded the lowest plant height, measuring 9.62 cm, 23.82 cm and 26.27 cm at 25 DAS, 50 DAS and at harvest, respectively.

The enhancement in plant height may be due to the soil application of 100% or 75% of the RDN, supplemented with a foliar application of Nano Urea. Nano Urea contains extremely small N particles that are readily absorbed by the plant leaves through stomata, particularly during critical growth stages. At these times, it enhances meristematic activity and promotes cell elongation, directly contributing to greater plant height. These findings align with the results reported by Bhedela *et al.* (2024) <sup>[1]</sup>, Pandav *et al.* (2022) <sup>[6]</sup> in mustard and Khule *et al.* (2023) <sup>[4]</sup> in linseed.

### Fresh and dry weight ( $\text{g plant}^{-1}$ )

The highest fresh (8.76 g at 25 DAS and 42.28 g at 50 DAS) and dry weight (2.21 g at 25 DAS and 10.55 g at 50 DAS)  $\text{plant}^{-1}$  of linseed was observed in treatment  $T_3$  (100% NPK + one foliar application of Nano Urea @0.4% at 40 DAS). It was found to be at par with treatments  $T_4$  (75% RDN + 100% PK + two foliar applications of Nano Urea @0.4% at 20 and 40 DAS),  $T_2$  (100% NPK) and  $T_5$  (75% RDN + 100% PK + two foliar applications of Nano Urea @0.5% at 20 and 40 DAS), and all were significantly superior to the

remaining treatments. The lowest fresh (4.09 g at 25 DAS and 24.17 g at 50 DAS) and dry weights (1.04 g at 25 DAS and 6.07 g at 50 DAS) were recorded in the control treatment ( $T_1$ ).

The notable improvement in both fresh and dry weight of linseed plants with the use of Nano Urea in combination with various RDN levels, it enhances plant metabolism, boosts chlorophyll production and supports better photosynthesis. This results in improved vegetative growth and higher biomass accumulation. Similar results were also observed by Khule *et al.* (2023) <sup>[4]</sup>, Ray *et al.* (2025) <sup>[8]</sup> and Magar *et al.* (2024) <sup>[5]</sup> in linseed, as well as by Srivastava *et al.* (2022) <sup>[10]</sup> in maize and Kalita *et al.* (2024) <sup>[3]</sup> in mustard.

### Number of capsules $\text{plant}^{-1}$ and No. of seeds $\text{capsule}^{-1}$

Treatment  $T_4$  (75% RDN + 100% PK + two foliar sprays of Nano Urea @ 0.4% at 20 and 40 DAS) recorded the highest number of capsules per plant, with 8.44 at 50 DAS and 34.93 at harvest. Treatments  $T_3$  (100% NPK + one Nano Urea spray at 40 DAS) and  $T_2$  (100% NPK) also showed high no. of capsules 32.11 for  $T_3$  and 31.46 for  $T_2$  at harvest. Both statistically similar to  $T_4$ . The lowest capsule count was noted in the untreated control ( $T_1$ ), with only 3.46 at 50 DAS and 15.80 at harvest. Similarly, seed count per capsule was highest in  $T_4$  (9.18), followed closely by  $T_3$  (8.75) and  $T_2$  (8.55), with all three statistically at par. The control ( $T_1$ ) again showed the lowest seed count (6.31). This highlights the positive impact of integrated nutrient management, particularly with Nano Urea foliar applications.

The enhancement in the number of capsules  $\text{plant}^{-1}$  and seeds  $\text{capsule}^{-1}$  is largely due to the synergistic effects of balanced nutrient management. Foliar application of N at critical growth stages ensures its timely availability during floral initiation and the development of reproductive structures, promotes better flowering, increased capsule formation and improved seed development. Similar results were also obtained by Reddy *et al.* (2023) <sup>[9]</sup>, Khule *et al.* (2023) <sup>[4]</sup> in linseed crop and Kalita *et al.* (2024) <sup>[3]</sup>, Pandav *et al.* (2022) <sup>[6]</sup>, Parmar *et al.* (2020) <sup>[7]</sup> in mustard crop.

### Seed and Straw yield

Treatment  $T_4$  (75% RDN + 100% PK + two foliar sprays of Nano Urea @ 0.4%) recorded the highest seed ( $1090.53 \text{ kg ha}^{-1}$ ) and straw yield ( $2029.31 \text{ kg ha}^{-1}$ ) of linseed. However, these yields were statistically at par with  $T_3$ ,  $T_2$  and  $T_5$ , which also showed comparable performance. The lowest seed ( $681.58 \text{ kg ha}^{-1}$ ) and straw yield ( $1234.56 \text{ kg ha}^{-1}$ ) were observed in the control treatment ( $T_1$ ), which received no nutrient application. This demonstrates the positive impact of integrated nutrient management with Nano Urea on both seed and straw productivity. The significant increase in seed yield and straw yield of linseed through the combined application of RDF and Nano Urea can be attributed to improved N availability, enhanced N use efficiency and better synchronization of vegetative and reproductive growth stages. RDF ensures a strong nutritional foundation, while foliar application of Nano Urea provides timely and efficient N supplementation during critical growth phases and its small particle size ensures quicker absorption and targeted delivery, reducing nutrient loss and promoting higher productivity. The results explained above are in close conformity with the findings of Reddy *et al.* (2023) <sup>[9]</sup>, Harode *et al.* (2024) <sup>[2]</sup> and Magar *et al.* (2024) <sup>[5]</sup> in linseed crop.

**Table 1:** Effect of RDN and foliar application of Nano urea on plant height at 25, 50 DAS and at harvest stage of linseed

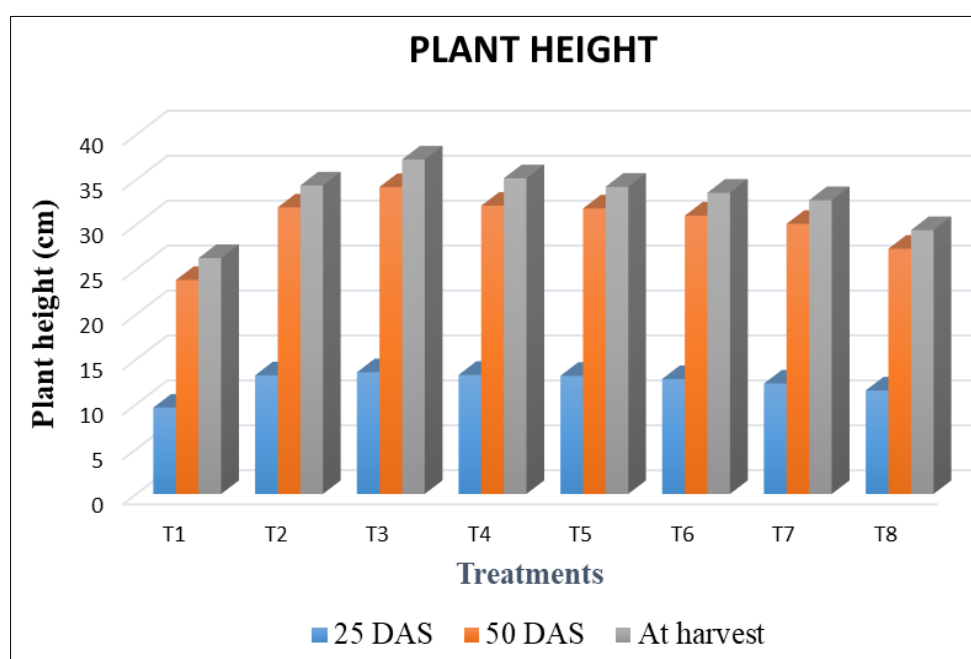
Sr. No.	Treatment Details	Plant height (cm)		
		25 DAS	50 DAS	At Harvest
T <sub>1</sub>	Control	9.62	23.82	26.27
T <sub>2</sub>	100% NPK (RDF)	13.21	31.9	34.34
T <sub>3</sub>	100% NPK + 1 F.A. of Nano Urea @ 0.4% at 40 DAS	13.55	34.17	37.23
T <sub>4</sub>	75% RDN + 100% PK + 2 F.A. of Nano Urea @ 0.4% at 20 and 40 DAS	13.27	32.09	35.15
T <sub>5</sub>	75% RDN + 100% PK + 2 F.A. of Nano Urea @ 0.5% at 20 and 40 DAS	13.15	31.79	34.2
T <sub>6</sub>	50% RDN + 100% PK + 2 F.A. of Nano Urea @ 0.4% at 20 and 40 DAS	12.8	30.99	33.54
T <sub>7</sub>	50% RDN + 100% PK + 2 F.A. of Nano Urea @ 0.5% at 20 and 40 DAS.	12.29	30.08	32.71
T <sub>8</sub>	100% PK + 3 F.A. of Nano Urea @ 0.5% at 15, 30 and 45 DAS	11.53	27.3	29.37
S.E m±		1.03	0.86	1.12
CD at 5%		NS	2.59	3.35

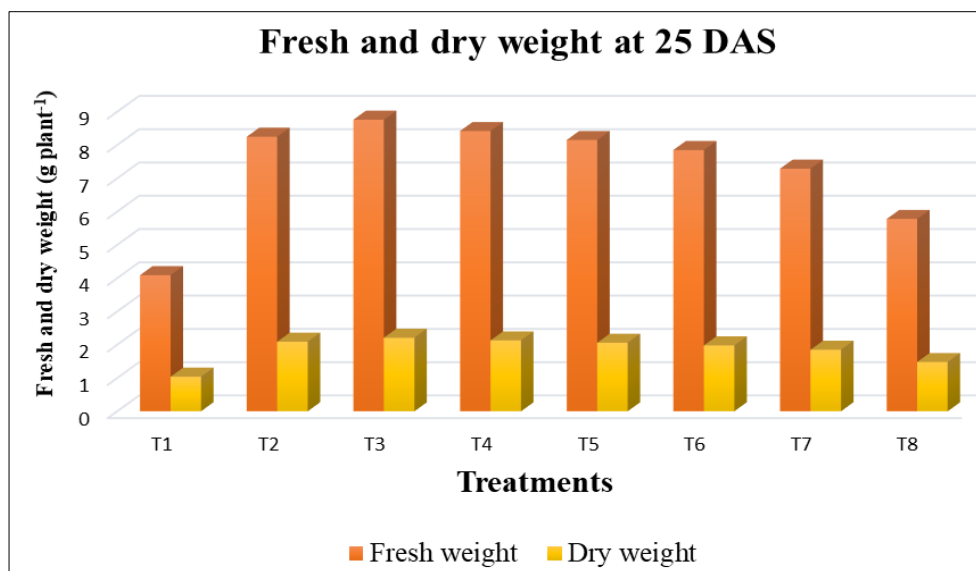
**Table 2:** Effect of RDN and foliar application of Nano Urea on fresh and dry weight at 25 and 50 DAS of linseed

Sr. No.	Treatment Details	Fresh weight (g)		Dry weight (g)	
		25 DAS	50 DAS	25 DAS	50 DAS
T <sub>1</sub>	Control	4.09	24.17	1.04	6.07
T <sub>2</sub>	100% NPK (RDF)	8.25	39.30	2.09	9.85
T <sub>3</sub>	100% NPK + 1 F.A. of Nano Urea @ 0.4% at 40 DAS	8.76	42.28	2.21	10.55
T <sub>4</sub>	75% RDN + 100% PK + 2 F.A. of Nano Urea @ 0.4% at 20 and 40 DAS	8.42	40.38	2.13	10.07
T <sub>5</sub>	75% RDN + 100% PK + 2 F.A. of Nano Urea @ 0.5% at 20 and 40 DAS	8.15	38.57	2.06	9.51
T <sub>6</sub>	50% RDN + 100% PK + 2 F.A. of Nano Urea @ 0.4% at 20 and 40 DAS	7.85	36.27	1.98	9.11
T <sub>7</sub>	50% RDN + 100% PK + 2 F.A. of Nano Urea @ 0.5% at 20 and 40 DAS.	7.29	33.99	1.85	8.51
T <sub>8</sub>	100% PK + 3 F.A. of Nano Urea @ 0.5% at 15, 30 and 45 DAS	5.78	30.27	1.48	7.61
S.E m±		0.24	1.31	0.05	0.37
CD at 5%		0.72	3.91	0.15	1.10

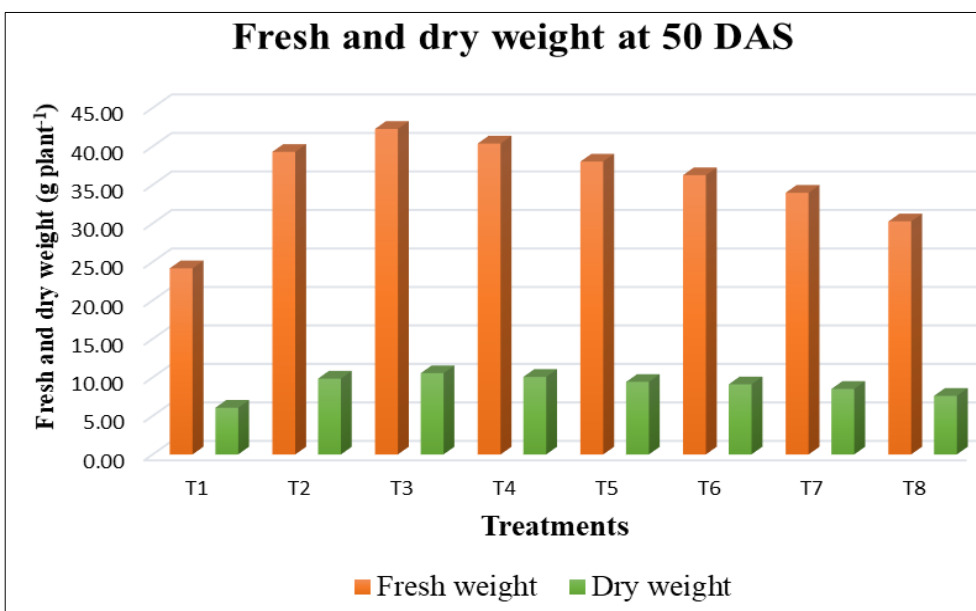
**Table 3:** Effect of RDN and foliar application of Nano urea on number of capsule plant<sup>-1</sup> at 50 DAS and at harvest stage of linseed

Sr. No.	Treatment Details	No of capsules plant <sup>-1</sup>		No of seeds capsules <sup>-1</sup>
		50 DAS	At harvest	
T <sub>1</sub>	Control	3.46	15.8	6.31
T <sub>2</sub>	100% NPK (RDF)	7.77	31.46	8.55
T <sub>3</sub>	100% NPK + 1 F.A. of Nano Urea @ 0.4% at 40 DAS	7.81	32.11	8.75
T <sub>4</sub>	75% RDN + 100% PK + 2 F.A. of Nano Urea @ 0.4% at 20 and 40 DAS	8.44	34.93	9.18
T <sub>5</sub>	75% RDN + 100% PK + 2 F.A. of Nano Urea @ 0.5% at 20 and 40 DAS	7.36	30.07	8.52
T <sub>6</sub>	50% RDN + 100% PK + 2 F.A. of Nano Urea @ 0.4% at 20 and 40 DAS	5.31	25.06	7.33
T <sub>7</sub>	50% RDN + 100% PK + 2 F.A. of Nano Urea @ 0.5% at 20 and 40 DAS.	4.75	23.57	7.12
T <sub>8</sub>	100% PK + 3 F.A. of Nano Urea @ 0.5% at 15, 30 and 45 DAS	4.18	19.95	6.69
S.E m±		0.27	1.29	0.28
CD at 5%		0.81	3.88	0.85

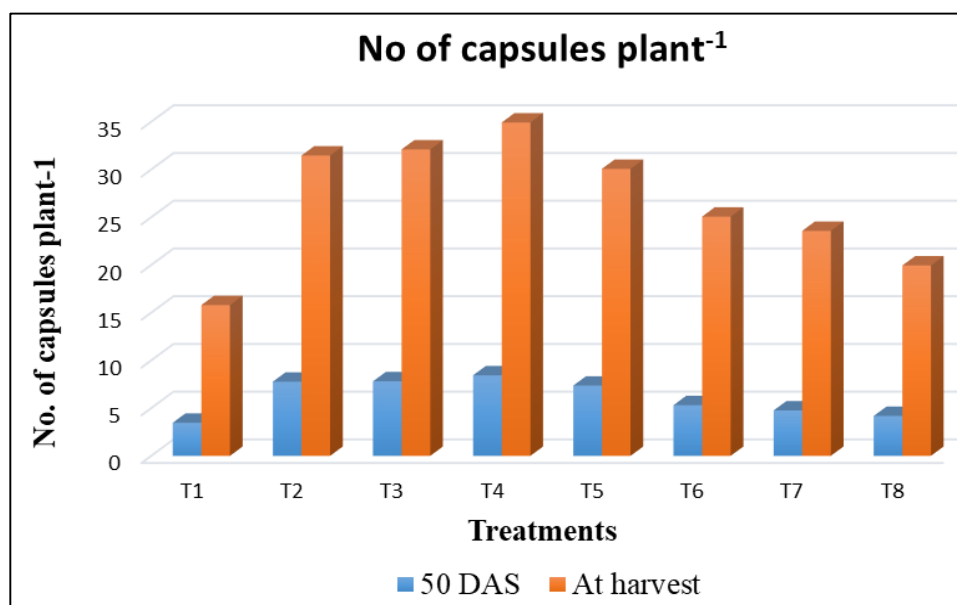
**Fig 1:** Effect of different levels of nitrogen and foliar application of Nano Urea on plant height (cm) at 25, 50 DAS and at harvest stage of linseed



**Fig 2:** Effect of different levels of nitrogen and F.A. of Nano urea on fresh and dry weight of linseed plants at 25 DAS



**Fig 3:** Effect of different levels of nitrogen and F.A. of Nano urea on fresh and dry weight of linseed plants at 50 DAS



**Fig 4:** Effect of different levels of nitrogen and F.A. of Nano urea on no of capsules plant<sup>-1</sup> at 50 DAS and at harvest stage of linseed

**Table 4:** Effect of RDN and foliar application of Nano urea on seed yield of linseed crop

Sr. No.	Treatment Details	Seed yield (kg ha <sup>-1</sup> )	Straw yield (kg ha <sup>-1</sup> )
T <sub>1</sub>	Control	681.58	1234.56
T <sub>2</sub>	100% NPK (RDF)	1023.66	1936.72
T <sub>3</sub>	100% NPK + 1 F.A. of Nano Urea @0.4% at 40 DAS	1046.8	1998.44
T <sub>4</sub>	75% RDN + 100% PK + 2 F.A. of Nano Urea @0.4% at 20 and 40 DAS	1090.53	2029.31
T <sub>5</sub>	75% RDN + 100% PK + 2 F.A. of Nano Urea @0.5% at 20 and 40 DAS	1013.37	1926.43
T <sub>6</sub>	50% RDN + 100% PK + 2 F.A. of Nano Urea @0.4% at 20 and 40 DAS	949.07	1831.26
T <sub>7</sub>	50% RDN + 100% PK + 2 F.A. of Nano Urea @0.5% at 20 and 40 DAS.	905.34	1754.11
T <sub>8</sub>	100% PK + 3 F.A. of Nano Urea @0.5% at 15, 30 and 45 DAS	874.48	1694.95
	S.E m±	31.09	49.99
	CD at 5%	93.20	149.85

### Conclusion

Plant height as well as fresh and dry weight, were significantly enhanced with the combined application of 100% NPK + one foliar spray of Nano Urea @ 0.4% at 40 DAS. However, these values were statistically at par with the treatment receiving 75% RDN + 100% PK + two foliar applications of Nano Urea @0.4% at 20 and 40 DAS. The application of 75% RDN + 100% PK combined with two foliar sprays of Nano Urea @0.4% at 20 and 40 DAS resulted in a significant increase in number of capsules plant<sup>-1</sup>, seed yield and straw yield, outperforming all other treatments.

### References

- Bhedela SJ, Chhodavadia SK, Zalavadiya RK, Solanki DH, Usadadiya BR. Effect of foliar application of nano urea on growth parameters, yield attributes and yield of mustard (*Brassica juncea* L.). Int J Res Agron. 2024;SP-7(8):432-5.
- Harode MN, Mankar DD, Thakare SS, Pagar PC, Koytade GG, Kubde KJ, Nair B. Effect of nano urea supplementation on growth and yield of linseed (*Linum usitatissimum* L.). Int J Adv Biochem Res. 2024;SP-8(10):427-31.
- Kalita R, Luikham E, Devi TS, Oinam T, Chakravarty J, Bhagat AK, Singh NG. Integrating nano urea in nitrogen management on growth and yield of rapeseed (*Brassica napus* L.) under rainfed condition in North East India. Int J Res Agron. 2024;7(9):93-9.
- Khule YR, Waghmare MS, Shelake MS, Boradkar SG, Chavan AL. Effect of foliar application of nano N fertilizer on growth, yield, and quality of linseed (*Linum usitatissimum* L.). Pharma Innov J. 2023;12(2):3208-11.
- Magar NP, Waghmare MS, Shaikh SN. Effect of foliar application of nano urea on growth, yield and quality of linseed (*Linum usitatissimum* L.). Int J Adv Biochem Res. 2024;SP-8(11):305-12.
- Pandav DM, Talathi MS, Bodake PS, Chavan VG, More SS, Pethe UB, Rajemahadik VA, Ghodake SS, Mote GK. Response of nitrogen level and nano urea on mustard (*Brassica juncea* L.) under Konkan condition. Pharma Innov J. 2022;11(12):2055-61.
- Parmar SK, Thanki JD, Tandel BB, Pankhaniya RM. Effect of nitrogen, phosphorus and sulphur application on yield, quality, uptake and economics of linseed (*Linum usitatissimum* L.). Int J Chem Stud. 2020;8(5):1956-60.
- Ray M, Majhi PK, Sahoo KC, Biswasi S, Tudu S, Das S, Sahoo SK. Nitrogen management through supplementation of nano urea and its effect on linseed yield, quality, and economics. Int J Res Agron. 2025;SP-8(4):5-8.
- Reddy BR, Longkumer LT, Kikon N, Naik MA, Kumawat L. Nutrient uptake and yield of linseed under different doses and application methods of nitrogenous fertilizers. Sci Citat Index. 2023;3(3):634-43.
- Srivastava A, Singh R. Effect of nitrogen and foliar spray of urea and nano urea on growth and yield of Rabi maize (*Zea mays* L.). Int J Plant Soil Sci. 2023;35(18):2037-44.
- Kumar VVK, Ananda N, Kamble AS, Krishnamurthy D, Meena MK. Studies on nitrogen management in linseed (*Linum usitatissimum* L.) through nano urea. Int J Res Agron. 2024;SP-7(10):404-9.