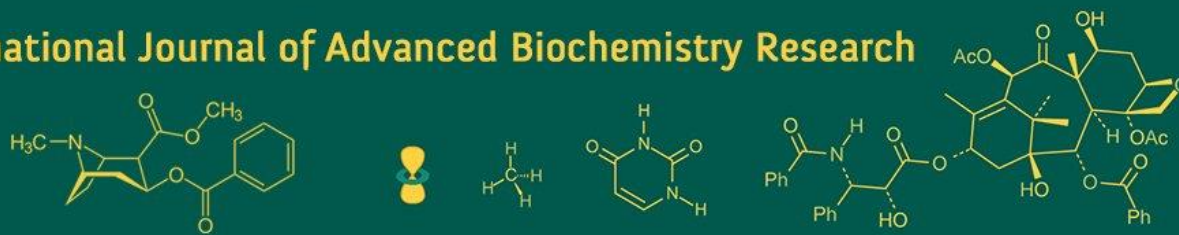


## International Journal of Advanced Biochemistry Research



ISSN Print: 2617-4693  
 ISSN Online: 2617-4707  
 IJABR 2022; 6(2): 34-37  
[www.biochemjournal.com](http://www.biochemjournal.com)  
 Received: 10-04-2022  
 Accepted: 12-05-2022

**Md. Mizanur Rahaman**  
 Department of Pharmacy,  
 Bangabandhu Sheikh Mujibur  
 Rahman Science and  
 Technology University,  
 Gopalganj 8100, Bangladesh

**Jannatun Nahar**  
 Department of Pharmacy,  
 Bangabandhu Sheikh Mujibur  
 Rahman Science and  
 Technology University,  
 Gopalganj 8100, Bangladesh

**Rukaya Akbor**  
 Department of Pharmacy,  
 Bangabandhu Sheikh Mujibur  
 Rahman Science and  
 Technology University,  
 Gopalganj 8100, Bangladesh

**Taukir Ahmed**  
 Department of Pharmacy,  
 Bangabandhu Sheikh Mujibur  
 Rahman Science and  
 Technology University,  
 Gopalganj 8100, Bangladesh

**Muhammad Torequl Islam**  
 Department of Pharmacy,  
 Bangabandhu Sheikh Mujibur  
 Rahman Science and  
 Technology University,  
 Gopalganj 8100, Bangladesh

**Corresponding Author:**  
**Muhammad Torequl Islam**  
 Department of Pharmacy,  
 Bangabandhu Sheikh Mujibur  
 Rahman Science and  
 Technology University,  
 Gopalganj 8100, Bangladesh

## Ethnopharmacology, phytochemistry, and pharmacology of *Acacia saligna* (Labill.) H.L. (Wendl.)

**Md. Mizanur Rahaman, Jannatun Nahar, Rukaya Akbor, Taukir Ahmed and Muhammad Torequl Islam**

DOI: <https://doi.org/10.33545/26174693.2022.v6.i2a.131>

### Abstract

*Acacia saligna* Labill., also known as coojong, the blue-leafed wattle, golden wreath wattle, the orange wattle, the Western Australian golden wattle, and also known as Port Jackson willow in the place of Africa, is a little tree in the Fabaceae family. It is widely dispersed over Western Australia's south-west region, reaching the Murchison River in the north, and Israelite Bay in the east. It is indigenous to Australia. The most prevalent phenolic substances of this plant are benzoic acid, *o*-coumaric acid, caffeine, *p*-hydroxy benzoic acid and ellagic acid while the identified flavonoid compounds were naringenin, quercetin, and kaempferol. Due to its ability to develop into a woody shrub or tree in a variety of soil types, it is useful for many different things. In addition to being utilized as an ornamental plant, it has also been used for tanners, reforestation, animal feed, mine site rehabilitation, firewood, mulch, and agroforestry. The selected pharmacological activity of this plant includes antioxidant, antibacterial, antifungal, anti-ulcerative colitis, anticancer, cytotoxic and anti-hyperglycaemic etc.

**Keywords:** *Acacia saligna*, traditional use, phytochemicals, pharmacological activities

### Introduction

The spread of harmful illnesses around the globe has had a profound impact on both environmental progress and human health. Natural compounds are increasingly in demand from consumers as alternatives to hazardous chemicals due to their negative reputations (Al-Huqail *et al.*, 2019) <sup>[1]</sup>. Medicinal and aromatic plants have a wide range of uses as anticancer, anti-inflammatory, antitumor, antioxidants, antimalarial, analgesic, antimicrobials and this plant are also well-known for its medicinal and biopesticide capabilities (Aye *et al.*, 2019) <sup>[2]</sup>.

Medicinal plants are rich in different types of phytochemical compound like polyphenols, alkaloids, saponins, flavonoids, and others in their various parts, including flowers, leaves, seeds, bark, wood, and also in branches (EL-Hefny *et al.*, 2017) <sup>[6]</sup>. Humans have known and used plants with therapeutic and medicinal properties since the beginning of time (Jain and Saklani, 1991) <sup>[13]</sup>. 80% of people still utilize traditional folk remedies made from natural materials in developing nations (Farnsworth *et al.*, 1985) <sup>[10]</sup>.

*Acacia saligna* (Labill.) H. L. (Wendl.), is native to the place of Western Australia and is a member of the Fabaceae family and also it has been introduced to Egypt and other Mediterranean nations in Africa (Midgely *et al.*, 2003) <sup>[14]</sup>. *A. saligna* is a small, prickly, quickly-growing, frequently multiple-stemmed, shrubby plant or tree with a maximum height of 9 meters, though it typically grows shorter (Duke, 1983) <sup>[5]</sup>. Plants can have one or more stems, and their mature trunks range in diameter from 20 to 40 cm. Plants sometimes form thickets and produce suckers (Bartle *et al.*, 2002) <sup>[4]</sup>. Different *Acacia* plants produce bioactive substances known as allopathic materials; proanthocyanidins, tannins, phenols, flavonoids and phenolics are the most prevalent compounds present in different parts of the *Acacia* species (Rubanza *et al.*, 2005) <sup>[16]</sup>. This paper aims to determine the traditional uses, phytochemicals, and pharmacological reports of *A. saligna* on the basis of existing literature.

**Plant taxonomy**

Domain: Eukaryota  
 Kingdom: Plantae  
 Phylum: Spermatophyta  
 Subphylum: Angiospermae

Class: Magnoliopsida

Order: Fabales

Family: Fabaceae

Genus: Acacia

Species: *Acacia saligna* (Labill.) H. L. (Wendl.)

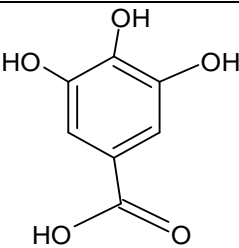
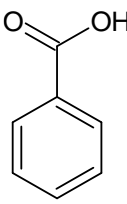
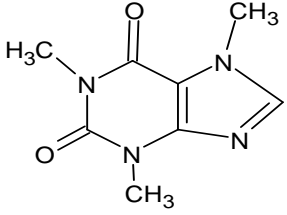
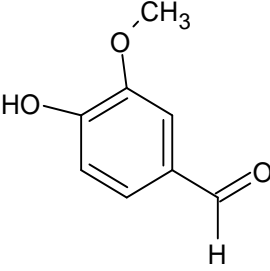
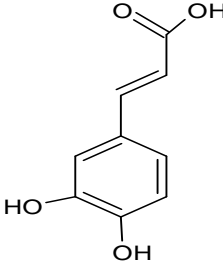
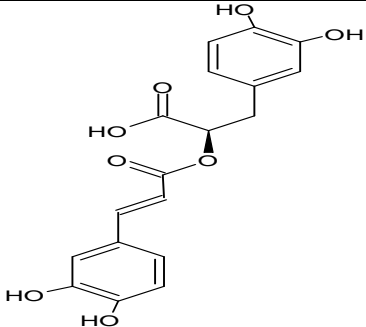
**Fig 1:** *Acacia saligna* (Labill.) H. L. (Wendl.)

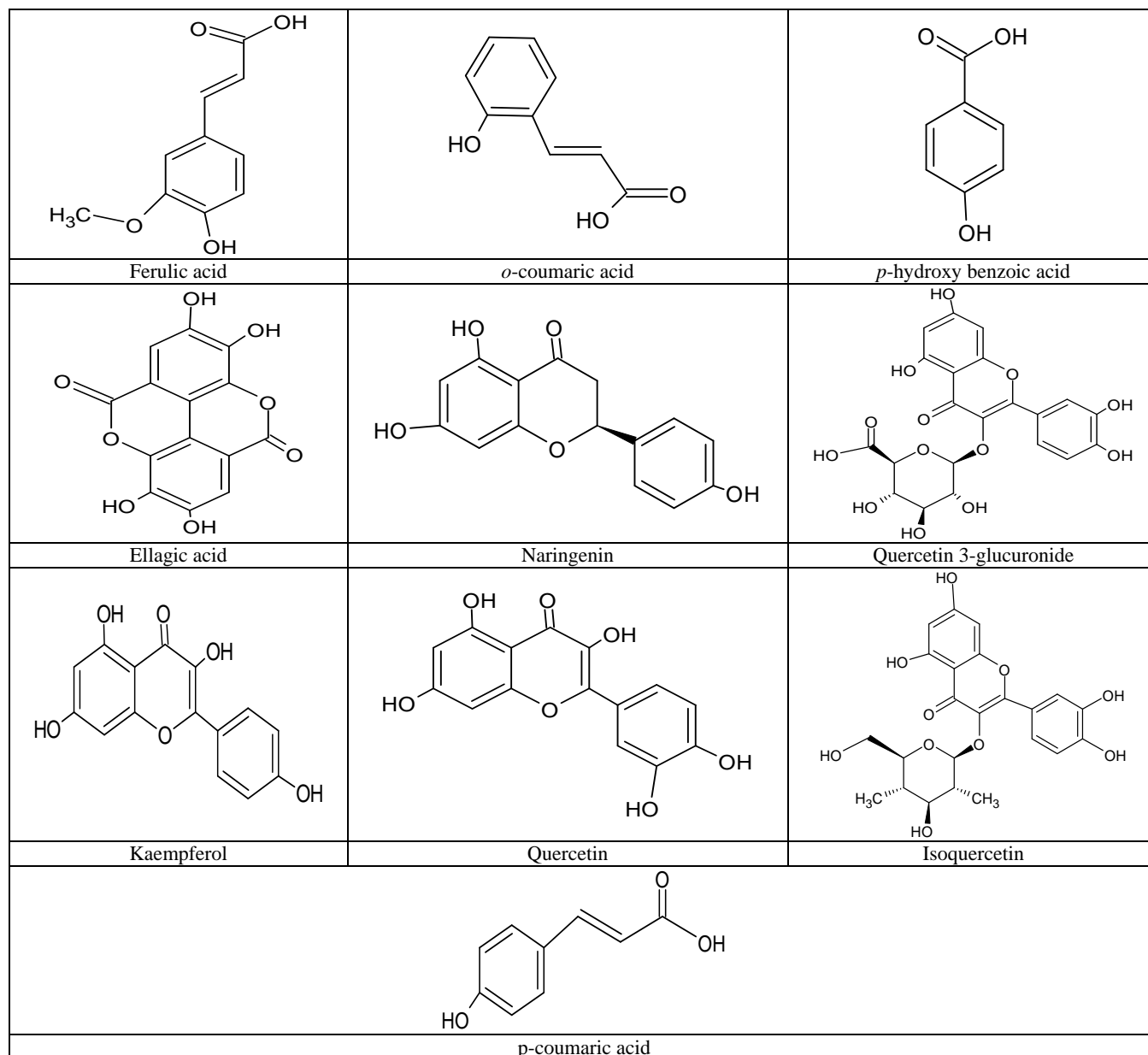
**Traditional uses**

Astringent and tannins can be found in varying amounts in the bark of *A. saligna* species. Astringents are frequently used internally for medical purposes. They help to prevent internal bleeding and are used to treat diarrhea and dysentery (Fern, 1997) [9]. They are used externally as washes, to cure wounds and also some other skin issues; hemorrhoids; sweaty feet; some eye diseases; and also as a mouthwash (Maiden, 1889) [15]. The seeds of this plant are edible similarly to other tiny legume seeds, and they can also be ground and added to breads and sweets as a flavoring or nutritional supplement (Lister *et al.*, 1996) [12].

The plant is characterized by having caffeine as well as phenolic and flavonoid substances. Gallic acid, benzoic acid, caffeic acid, and chlorogenic acid were found in *A. saligna* bark extract, which was accompanied by rosmarinic acid, vanillin, caffeic acid and ferulic acid as the primary components (Salem *et al.*, 2021) [17]. The most prevalent phenolic substances were benzoic acid, o-coumaric acid, caffeine, ellagic acid and p-hydroxy benzoic acid, while the identified flavonoid compounds were naringenin, quercetin, and kaempferol (Al-Huqail *et al.*, 2019) [1]. Other identical compounds include hyperoside, quercetin 3-glucuronide, ISO quercetin, and p-coumaric acid (Elansary *et al.*, 2020) [7]. Some important phytochemicals isolated from the plant have been shown in Figure 2.

**Phytochemical groups and phytoconstituents**

		
Gallic acid	Benzoic acid	Caffeine
		
Vanillin	Caffeic acid	Rosmarinic acid



**Fig 2:** Important phytoconstituents isolated from the *Acacia saligna* (Labill.) H. L. (Wendl.)

## Pharmacological activities

### Antioxidant activity

Elansary *et al.* (2020) [7] suggested that methanolic extracts of *A. saligna* show antioxidant activity. The identified polyphenols in *A. saligna*, namely hyperoside, gallic acid, quercetin 3-glucuronide, quercetin, ISO quercetin and *p*-coumaric acid had substantial antioxidant activity, with quercetin 3-glucuronide that having the lower half-minimal inhibitory concentration (IC<sub>50</sub>) value.

### Antibacterial activity

Elansary *et al.* (2020) [7] provide evidence that extracts from *A. saligna* demonstrate antibacterial activity against several microorganisms. The most susceptible bacteria, *Escherichia coli* and *Staphylococcus aureus*, showed the lowest IC<sub>50</sub> values, while those with the highest resistance were *Listeria monocytogenes* and *Mariniluteicoccus flavus*. With the exception of hyperoside, quercetin, and quercetin 3-glucuronide, which had only moderate to weak antibacterial properties, other identified polyphenols such as rutoside, *p*-coumaric acid and apigenin 5-glucoside showed high antibacterial activities against all microorganisms.

### Antifungal activity

Elansary *et al.* (2020) [7] studies suggest that *A. saligna* extracts demonstrate potent antifungal properties against the majority of fungi tested. The strongest antifungal effects were demonstrated by apigenin 5-glucoside, rutoside, hyperoside and *p*-coumaric acid.

### Anti-ulcerative colitis activity

The cause of ulcerative colitis (UC), an inflammatory condition that recurs, is unknown. The development of novel drug therapies is justified by the elevated risk of cancer among UC patients (Abdallah *et al.*, 2020) [3]. Abdallah *et al.* (2020) [3] suggested that *A. saligna* butanol extract (ASBE) caused a decrease in ulcer area, colon weight and ulcer index, and that treatment with ASBE reduced the acetic acid-induced UC. Interleukin-1 (IL-1) and cyclooxygenase (COX)-2 levels in the inflamed colon were significantly decreased by ASBE therapy, along with prostaglandin E2 (PGE2) and COX-2 levels. In terms of ulcer indicators, elevated PGE2 production, and histological changes including inflammatory infiltration and intestinal

mucosal lesions, the nano-formulation of ASBE demonstrated superior defense against the leaf extracts.

#### Anticancer activity

Elansary *et al.* (2020) <sup>[7]</sup> provide evidence that *A. saligna* leaf extracts significantly lower the accumulation of reactive oxygen species in all cancer cells studied. Identified polyphenols and methanolic leaf extracts demonstrated antiproliferative activities that might be attributed to the accumulation of necrotic cells during apoptotic periods that are harmful to cancer cells.

#### Cytotoxic activity

According to Gedara and Galala (2014), *A. saligna* led to the isolation of two new naturally occurring compounds, spirostane saponins and pyrrolizid. This spirostane saponins compound exhibited strong cytotoxic effects on the liver cancer HEPG2 cell line.

#### Anti-hyperglycaemic activity

An hereditary and/or acquired lack of insulin synthesis by the pancreas, as well as the ineffectiveness of the insulin that is generated, are the two main contributing factors to the chronic disease diabetes mellitus. El-Toumy (2006) <sup>[8]</sup> suggests that diabetic hyperglycemia is decreased by oral administration of *A. saligna* leaf extract.

#### Conclusion

This present study is to determine the phytochemicals, traditional uses, and pharmacological benefits of *A. saligna*. Several types of compounds that are found in this plant are responsible for different pharmacological activities. Flavonoid and phenolic type compounds are found in this plant, including gallic acid, benzoic acid, caffeine, rosmarinic acid, ferulic acid, o-coumaric acid, ellagic acid, kaempferol, and quercetin. The main pharmacological activities are antioxidant, antibacterial, antifungal, anti-ulcerative colitis, anticancer, cytotoxic, and anti-hyperglycaemic etc.

**Conflict of interest:** None declared

#### References

- Al-Huqail AA, Behiry SI, Salem MZ, Ali HM, Siddiqui MH, Salem AZ, *et al.* Antifungal, antibacterial, and antioxidant activities of *Acacia saligna* (Labill.) HL Wendl. flower extract: HPLC analysis of phenolic and flavonoid compounds. *Molecules*. 2019;24(4):700.
- Aye MM, Aung HT, Sein MM, Armijos C. A review on the phytochemistry, medicinal properties and pharmacological activities of 15 selected Myanmar medicinal plants. *Molecules*. 2019;24(2):293.
- Abdallah HM, Ammar NM, Abdelhameed MF, Gendy AE, Ragab TI, Abd-ElGawad AM, *et al.* Protective mechanism of *Acacia saligna* butanol extract and its nano-formulations against ulcerative colitis in rats as revealed *via* biochemical and metabolomic assays. *Biology*. 2020;9(8):195.
- Bartle J, Cooper D, Olsen G, Carslake J. *Acacia* species as large-scale crop plants in the Western Australian wheatbelt. *Conservation Science Western Australia*. 2002;4(3).
- Duke JA. Handbook of energy crops. Handbook of Energy Crops, 1983.
- El-Hefny M, Ashmawy NA, Salem MZ, Salem AZ. Antibacterial activities of the phytochemicals-characterized extracts of *Callistemon viminalis*, *Eucalyptus camaldulensis* and *Conyza dioscoridis* against the growth of some phytopathogenic bacteria. *Microbial Pathogen*. 2017;113:348-356.
- Elansary HO, Szopa A, Kubica P, Ekiert H, Al-Mana F, Al-Yafarsi MA, *et al.* Antioxidant and biological activities of *Acacia saligna* and *Lawsonia inermis* natural populations. *Plants*. 2020;9(7):908.
- El-Toumy SA. Flavonoids from *Acacia saligna* leaves and Evaluation of Antihyperglycaemic Effect of Aqueous Extract. *Planta Medica*. 2006;72(11):P\_004.
- Fern K. Plants for a future: edible & useful plants for a healthier world. Permanent Publications. c1997.
- Farnsworth NR, Akerele O, Bingel AS, Soejarto DD, Guo Z. Medicinal plants in therapy. Bulletin of the World Health Organization. 1985;63(6):965.
- Gedara SR, Galala AA. New cytotoxic spirostane saponins and biflavonoid glycoside from the leaves of *Acacia saligna* (Labill.) HL Wendl. *Natural Product Research*. 2014;28(5):324-329.
- Lister PR, Holford P, Haigh T, Morrison DA. *Acacia* in Australia: Ethno-botany and potential food crop. ASHS Press. c1996.
- Jain SK, Saklani A. Observations on the ethnobotany of the Tons valley region in the Uttarkashi district of the northwest Himalaya, India. *Natural Product Research*. 1991;11(2):157-161.
- Midgley SJ, Turnbull JW. Domestication and use of *Australian acacias*: Case studies of five important species. *Australian Systematic Botany*. 2003;16(1):89-102.
- Maiden JH. The useful native plants of Australia: (Including Tasmania). Turner and Henderson, 1889.
- Rubanza CD, Shem MN, Otsyina R, Bakengesa SS, Ichinohe T, Fujihara T, *et al.* Polyphenolics and tannins effect on *in vitro* digestibility of selected *Acacia* species leaves. *Animal Feed Science and Technology*. 2005;119(1-2):129-142.
- Salem MZ, Mohamed AA, Ali HM, Al-Farraj DA. Characterization of phyto-constituents from alcoholic extracts of four woody species and their potential uses for management of six *Fusarium oxysporum* isolates identified from some plant hosts. *Plants*. 2021;10(7):1325.